
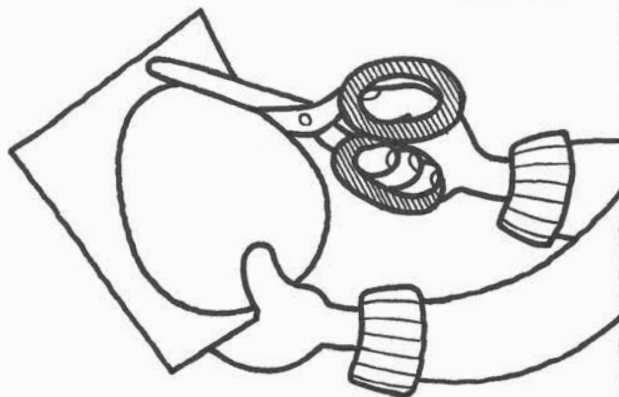


Wobbly egg Easter card


Follow the simple instructions to make a wobbly egg Easter card.
Make mini cards or giant cards using the same process



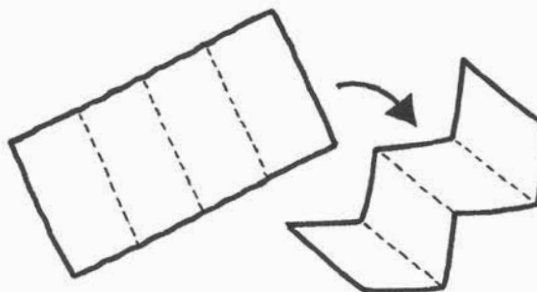
1 Fold a sheet of card. Decorate the border.



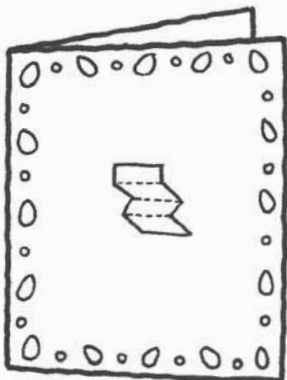
2 Cut out an egg shape slightly smaller than the card.




3 Decorate the egg shape.



4 Fold a strip of card zigzag style, to make a concertina.



5 Glue or tape the concertina on to the decorated card.



6 Tape the egg on to the end of the concertina.

ILLUSTRATION © GAYNOR BERRY